


# FARBERWARE<sup>®</sup>

## ELECTRIC CITRUS JUICER



USE AND CARE INSTRUCTIONS

MODEL FPJ001

# IMPORTANT SAFEGUARDS

When using electrical appliances, basic safety precautions should always be followed, including the following:

1. Read all instructions before using the Juicer.
2. To protect against risk of electrical shock, do not put Juicer in water or other liquid.
3. This Juicer is equipped with a 3-prong grounding plug and must be plugged into a correctly polarized 3-prong grounding type wall receptacle.
4. Close supervision is necessary when Juicer is used by or near children.
5. Unplug from outlet when not in use, before putting on or taking off parts and before cleaning.
6. Avoid contacting moving parts.
7. Do not operate Juicer with a damaged cord or plug or after the appliance malfunctions, or is dropped or damaged in any manner. Return appliance to the nearest authorized service facility for examination, repair or electrical or mechanical adjustment.
8. The use of attachments not recommended or sold by FARBERWARE® may cause fire, electric shock or injury.
9. Do not use outdoors.
10. Do not let cord hang over edge of table or counter or touch hot surfaces.
11. Remove strainer and juice funnel from Juicer before washing.
12. Do not place Juicer on or near a hot burner, or in a heated oven.
13. Do not use Juicer for other than intended use.

## SAVE THESE INSTRUCTIONS

Servicing should be performed by an authorized service representative.

**THIS JUICER IS INTENDED FOR HOUSEHOLD USE ONLY.**

***Be sure to switch "OFF" position after each use of your Juicer. Make sure the motor stops completely before unplugging and cleaning unit.***

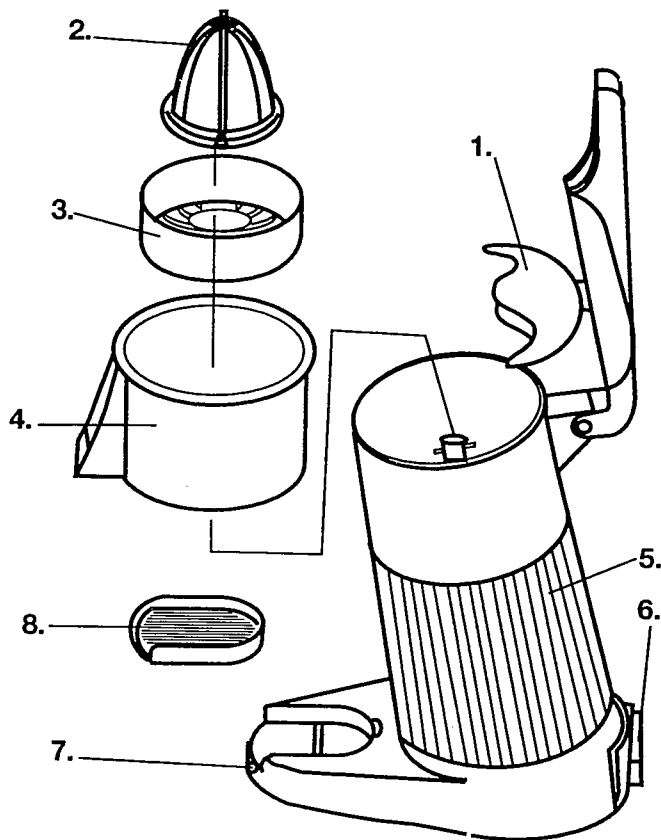
## **SHORT CORD INSTRUCTIONS**

A short power-supply cord is provided to reduce the risk resulting from becoming entangled in or tripping over a longer cord.

Longer detachable power-supply cords or extension cords are available and may be used if care is exercised in their use.

If a longer detachable power-supply cord or extension cord is used, (1) the marked electrical rating of the extension cord should be at least as great as the electrical rating of the appliance, and (2) the longer cord should be arranged so that it will not drape over the counter top or table top where it can be pulled on by children or tripped over unintentionally.

# PARTS OF YOUR FARBERWARE® ELECTRIC CITRUS JUICER



1. Strainer Shell with Press Point
2. Strainer
3. Pulp Filter
4. Juice Funnel
5. Main Body
6. "ON/OFF" Switch
7. Indicator Light
8. Drink Pad

## INSTRUCTIONS FOR USE

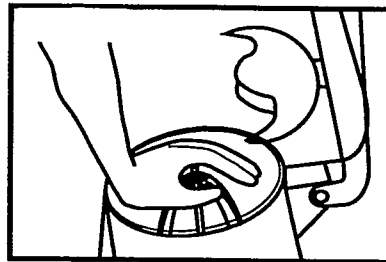
1. Plug the cord into a standard 3-conductor electrical outlet.
2. Cut the citrus fruit into two even halves. Place one half of the fruit onto the middle of the Strainer and press down lightly. Place a glass under the spout.
3. Close the lid. The strainer will rotate. Exert an even pressure until all the juice has been squeezed out.
4. **Do not press down too hard.** If the motor becomes audibly slower or stops, then too much pressure is being applied. The inner thermal protector will automatically shut off the motor. If this happens, turn off the Citrus Juicer and allow the motor to cool down for 5 minutes. After 5 minutes, the Juicer may be used again.
5. Always turn the switch "OFF" after each use.

# TIPS FOR USING YOUR FARBERWARE® ELECTRIC CITRUS JUICER

You can use this Citrus Juicer in two different ways:

## ***Press down the fruit by hand.***

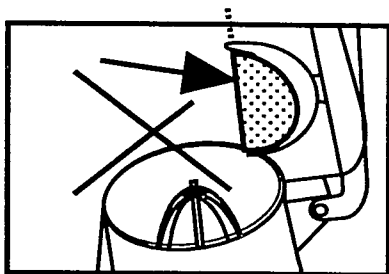
We advise you to do this if half of the fruit does not fit in the bowl. (*For example, if you are squeezing small oranges, lemons or grapefruit.*) This method is also advisable if you are squeezing hard-skinned fruit (certain types of juice oranges) and cold citrus fruit which you have just taken out of the refrigerator.



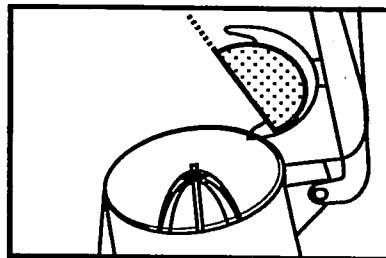
**FIGURE 1.**  
**PROCESS BY HAND**

## ***Press the fruit down with the bowl.***

Place half of the fruit in the bowl of the Citrus Juicer. Tilt the fruit forward to make squeezing even easier.



**Figure 2 . WRONG**



**Figure 3. RIGHT**

## **CLEANING**

1. Unplug electric cord from electrical outlet before cleaning.
2. Wipe the Citrus Juicer body clean with a damp cloth.
3. Wash the strainer shell with press point, pulp filter, juice funnel and drink pad in warm, soapy water after use. Rinse thoroughly and dry.
4. Do not store the Citrus Juicer in a location exposed to high temperature/humidity or direct sunlight.

# FARBERWARE®

## ONE-YEAR LIMITED WARRANTY

This FARBERWARE® product warranty extends to the original consumer purchaser of the product.

**Warranty Duration:** This product is warranted to the original consumer purchaser for a period of one (1) year from the original purchase date.

**Warranty Coverage:** This product is warranted against defective materials or workmanship. This warranty is void if the product has been damaged by accident, in shipment, unreasonable use, misuse, neglect, improper service, commercial use, repairs by unauthorized personnel or other causes not arising out of defects in materials or workmanship. This warranty is effective only if the product is purchased and operated in the USA, and does not extend to any units which have been used in violation of written instructions furnished, or to units which have been altered or modified or to damage to products or parts thereof which have had the serial number removed, altered, defaced or rendered illegible.

**Warranty Disclaimers:** This warranty is in lieu of all warranties expressed or implied and no representative or person is authorized to assume any other liability in connection with the sale of our products. There shall be no claims for defects or failure of performance or product failure under any theory of tort, contract or commercial law including, but not limited to, negligence, gross negligence, strict liability, breach of warranty and breach of contract.

**Warranty Performance:** During the above one-year warranty period, a product with a defect will be either repaired or replaced with a comparable model (at Salton, Inc.'s option) when the product is returned. The repaired or replacement product will be in warranty for the balance of the one-year warranty period and an additional one-month period. No charge will be made for such repair or replacement.

### Important Notice

If any parts are missing or defective, return this product to the place of purchase or contact our Consumer Service Department for assistance.

### Consumer Service

This FARBERWARE® product is distributed by:

Salton, Inc.

708 SOUTH MISSOURI ST.

MACON, MO 63552

E-mail: farberware-electric@saltonusa.com

Any questions or comments can be directed to Salton, Inc.'s address or call the Consumer Service Department:

**1-800-233-9054, Monday - Friday, 9 a.m. - 5 p.m. CST**

FARBERWARE® is a registered trademark of Farberware Inc.®

Manufactured and sold pursuant to a license from Farberware Inc.®

Printed in China